



FlexNet Manager Suite 2022 R2

System Requirements and Compatibility

Legal Information

Copyright Notice

Copyright © 2022 Flexera.

This publication contains proprietary and confidential technology, information and creative works owned by Flexera and its licensors, if any. Any use, copying, publication, distribution, display, modification, or transmission of such publication in whole or in part in any form or by any means without the prior express written permission of Flexera is strictly prohibited. Except where expressly provided by Flexera in writing, possession of this publication shall not be construed to confer any license or rights under any Flexera intellectual property rights, whether by estoppel, implication, or otherwise.

All copies of the technology and related information, if allowed by Flexera, must display this notice of copyright and ownership in full.

FlexNet Manager Suite incorporates software developed by others and redistributed according to license agreements. Copyright notices and licenses for this externally-developed software are provided in the link below.

Intellectual Property

For a list of trademarks and patents that are owned by Flexera, see <http://www.flexera.com/intellectual-property>. All other brand and product names mentioned in Flexera products, product documentation, and marketing materials are the trademarks and registered trademarks of their respective owners.

Restricted Rights Legend

The Software is commercial computer software. If the user or licensee of the Software is an agency, department, or other entity of the United States Government, the use, duplication, reproduction, release, modification, disclosure, or transfer of the Software, or any related documentation of any kind, including technical data and manuals, is restricted by a license agreement or by the terms of this Agreement in accordance with Federal Acquisition Regulation 12.212 for civilian purposes and Defense Federal Acquisition Regulation Supplement 227.7202 for military purposes. The Software was developed fully at private expense. All other use is prohibited.

Contents

- 1. Introduction 3
 - Hardware Requirements.....3
 - Prerequisite Software5
 - Network Requirements 15
 - Compatibility with Other Products 17
- 2. Installation and Upgrade Advice 22
- 3. Documentation..... 23
- 4. More Information..... 24

1

Introduction

FlexNet Manager Suite reports detailed information for installed software, application usage, purchases, and reconciles these to provide a license position.

It inventories virtual environments and Oracle databases, imports inventory from Microsoft Endpoint Configuration Manager (previously Microsoft SCCM) and other inventory tools through configurable adapters, and seamlessly integrates with Enterprise Resource Planning (ERP), Human Resources (HR), Active Directory (AD), and Purchase Order (PO) systems. FlexNet Manager Suite is used by enterprises to gain control of their software estate and optimize their software spend.

This document contains information about FlexNet Manager Suite, covering:

- FlexNet Manager for Clients
- FlexNet Manager for Datacenters
- FlexNet Manager for SAP Applications
- Service Life Data Pack.

Published System Requirements information is available in English, French, German, Japanese, and Spanish.

Hardware Requirements

The tables below describe the hardware requirements for your application server and database server based on a given number of records (such as operators, devices, and software licenses) within your FlexNet Manager Suite 2022 R2 installation. Requirements for your inventory beacons and for target inventory devices where you will deploy FlexNet inventory agent are also provided.

Application Server

Category	Requirement
Processors	4 cores, with up to 8 cores if more than 100 operators
Memory	8 GB

Category	Requirement
System drive	60 GB This includes an allowance of 8GB for the DataImport folder used for ARL, PURLs, SKU library, and EOSL library updates.

Database Server

Category	Requirement	
Processors	4 cores per 100 operators	
Memory available for SQL Server	16 GB per 50,000 devices	
System drive	40 GB	
Data drives (Typical figures based on “simple” database recovery model)	Compliance database data	Per 10,000 devices: 25 GB in first year + 15 GB growth per year
	Compliance database logs	20 GB per 10,000 devices
	Inventory database data	20 GB per 10,000 devices with FlexNet Inventory
	Inventory database logs	10 GB per 10,000 devices with FlexNet Inventory
	Report snapshot database data	10 GB
	Report snapshot database logs	10 GB
	Data warehouse database data	20 GB per 1,000 licenses
	Data warehouse database logs	20 GB
	tempdb data	5 GB per 10,000 devices
	tempdb logs	1 GB per 10,000 devices
	Cognos content store data + logs	1 GB
	Total	60 GB + 80 GB per 10,000 devices
	Annual Growth Rate	15 GB per 10,000 devices

Flexera Analytics (Cognos) Server

Category	Requirement
Processors	4 cores

Category	Requirement
Memory	16 GB + recommended
System drive	100 GB

FlexNet Beacon



Category	Requirement
Processors	2 cores
Memory	4 GB minimum, 8 GB or higher recommended
Minimum free disk space	1 GB per 10,000 devices





FlexNet inventory agent


Category	Requirement
Processors	1 core
Memory	512 MB minimum, 2 GB or higher recommended
Minimum free disk space	25 MB installation + 100 MB workspace



Prerequisite Software


The table below describes the supported operating systems and software prerequisites of FlexNet Manager Suite 2022 R2 at the time of release. Unless otherwise noted, support for a release includes support for all official service packs issued against the same release.




Component	Operating System	Prerequisite Software
Application Server	<ul style="list-style-type: none"> Windows Server 2012 Windows Server 2012 R2 Windows Server 2016 Windows Server 2019 Windows Server 2022. 	<p>The following three prerequisites apply to <i>each</i> server in a multi-server implementation:</p> <ul style="list-style-type: none"> Microsoft .NET Framework 4.7.2–4.8 (registration of ASP.NET is documented in <i>Configure .NET and IIS</i>, in either the <i>Installation</i> or <i>Upgrading</i> PDF files) Microsoft Internet Information Services 8.0–10.0 Microsoft Message Queuing (MSMQ). <p>The following additional prerequisites apply <i>only</i> when the batch server components are installed.</p> <hr/> <p> Important: <i>There must be one and only one batch server in your environment. The batch server may be installed on its own server; or it may be co-located on either your web application server or your inventory server; or all components may be installed on a single application server. Wherever the batch server is installed, the following additional prerequisites apply.</i></p> <ul style="list-style-type: none"> Microsoft Access Database Engine (32-bit) SQL Server features: Client Tools Connectivity, Management Tools. <hr/> <p> Note: <i>Microsoft Windows Server Core editions are not supported.</i></p>

Component	Operating System	Prerequisite Software
Database Server (including Cognos Database Server)	<ul style="list-style-type: none"> Windows Server 2012 Windows Server 2012 R2 Windows Server 2016 Windows Server 2019 Windows Server 2022 Amazon RDS for SQL Server. 	<p> Note: These initial comments apply to any of the following versions of Microsoft SQL Server (further version-specific comments are included below):</p> <ul style="list-style-type: none"> Microsoft SQL CLR (Common Language Runtime) integration must be enabled. FlexNet Manager Suite uses a signed CLR assembly with the SAFE permission set. On Microsoft SQL Server 2017 and later, creating and running this assembly is typically achieved by configuring a SQL Server login from the appropriate certificate and granting UNSAFE ASSEMBLY rights to the login. Alternative supported (but not recommended) configurations are to set the TRUSTWORTHY database property to “ON” for the compliance database, or to disable CLR strict security. Multi-tenant installations require the Enterprise Edition of SQL Server. Single-tenant installations can use any edition of SQL Server. Flexera Analytics requires that Microsoft SQL Server be configured to have the TCP/IP protocol enabled, and has network permissions to communicate with the database server (ensure that this is not prevented by firewall restrictions). Amazon RDS is limited to SQL Server 2016 SP1, SP2, and SP3. <ul style="list-style-type: none"> Microsoft SQL Server 2012 Microsoft SQL Server 2014 <hr/> <p> Note: Run with compatibility level set to SQL Server 2012 (110).</p> <ul style="list-style-type: none"> Microsoft SQL Server 2016 SP1 <hr/> <p> Note: Ensure that at least SP1 has been applied, as this update repaired a fatal error. Also, run with compatibility level set to SQL Server 2012 (110).</p> <ul style="list-style-type: none"> Microsoft SQL Server 2017 Microsoft SQL Server 2019 <hr/> <p> Note: IBM Cognos version 11.0.13 is not supported on</p>

Component	Operating System	Prerequisite Software
		<p>Microsoft SQL Server 2019.</p> <hr/> <p> Note: Three points to check:</p> <ol style="list-style-type: none"> 1. Ensure that you have installed Cumulative Update Package 25 for SQL Server 2019 or later. 2. As FlexNet Manager Suite uses SQL CLR, and this is not compatible with the memory-optimized tables feature introduced in SQL Server 2019, disable TempDB_Metadata using either of the following processes, and then restart SQL Server: <pre> ALTER SERVER CONFIGURATION SET MEMORY_OPTIMIZED TEMPDB_METADATA = OFF GO </pre> <p>or</p> <pre> EXEC sp_configure 'tempdb metadata memory-optimized', 0 GO RECONFIGURE GO </pre> 3. In SQL Server 2019, Microsoft introduced changes in Intelligent Query Processing that may produce errors in pages of the web interface (for example, in the All Purchases page). Two possible workarounds that prevent the errors are, for the compliance database in FlexNet Manager Suite, to either: <ol style="list-style-type: none"> a. Turn off the following six Intelligent Query Optimizer components (as described in this Microsoft topic): <pre> ALTER DATABASE SCOPED CONFIGURATION SET BATCH_MODE_MEMORY_GRANT_FEEDBACK = OFF; ALTER DATABASE SCOPED CONFIGURATION SET ROW_MODE_MEMORY_GRANT_FEEDBACK = OFF; </pre>


Component	Operating System	Prerequisite Software
		<pre> ALTER DATABASE SCOPED CONFIGURATION SET INTERLEAVED_EXECUTION_TVF = OFF; ALTER DATABASE SCOPED CONFIGURATION SET DEFERRED_COMPILATION_TV = OFF; ALTER DATABASE SCOPED CONFIGURATION SET TSQL_SCALAR_UDF_INLINING = OFF; ALTER DATABASE SCOPED CONFIGURATION SET BATCH_MODE_ON_ROWSTORE = OFF; </pre> <p>or</p> <p>b. Run with compatibility level set to SQL Server 2019 (150).</p> <ul style="list-style-type: none"> • Microsoft SQL Server Client Tools, of the same version.
Flexera Analytics / Cognos Server	<ul style="list-style-type: none"> • Windows Server 2012 • Windows Server 2012 R2 • Windows Server 2016. 	<ul style="list-style-type: none"> • IBM Cognos version 11.0.13 (includes log4j mitigation) • .NET Framework 4.7.2–4.8 (registration of ASP.NET is documented in <i>Configure .NET and IIS</i>, in either the <i>Installation</i> or <i>Upgrading</i> PDF files)
 Note: Flexera Analytics Server is not supported in multi-tenant installations.		 Important: When Flexera Analytics is installed on a server other than the database server running the content store database, you must enable communication between the Flexera Analytics host and the database server: <ul style="list-style-type: none"> • For SQL Server 2017 and later, install the Microsoft OLE DB Driver for SQL Server on the host • For SQL Server 2012 to 2016, install Microsoft SQL Server Native Client 2012 on the server hosting Flexera Analytics (this 2012 version of the Native Client interoperates successfully when the remote database is SQL Server 2016 SP1 with the correct compatibility mode set, as noted above).


Component	Operating System	Prerequisite Software
Web Browser	<p>The following are the minimum versions of popular web browsers that are currently supported:</p> <ul style="list-style-type: none"> • Microsoft Edge for Windows 96 • Google Chrome 96 • Mozilla Firefox 95 • Apple Safari 14. <p>Some Flexera Analytics menu options are not available in the Chrome browser.</p> <p>Support for future web browser releases cannot be verified, however there are no anticipated issues for future releases.</p>	<p>Flexera Analytics is not compatible with Microsoft Edge.</p> <p>A minimum screen resolution of 1024 horizontal pixels is required.</p> <hr/> <div>  <p>Note: Microsoft plans to drop support for Internet Explorer in June 2022.</p> </div>

Component	Operating System	Prerequisite Software
FlexNet inventory agent	<ul style="list-style-type: none"> Windows Server 2008 R2 x64, 2012, 2012 R2, 2012 R2 SP1, 2016, 2019, 2022 Windows Server Core 2008, 2008 R2 x64, 2012, 2012 R2 Windows Server Standard (previously known as Windows Server Core) 2016, 2019 Windows Vista, 7, 8, 10, 11 AIX 7.1 LPARs with Technology Level 5 or later, AIX 7.2 Amazon Linux 2 CentOS 6-7.5 (x86, 32-bit and 64-bit); 7.6-8.5 (x86 64-bit only) Debian Linux 8–11.3 (x86, 32-bit and 64-bit) <hr/> <div>  Note: For Debian Linux 9.4, 9.5 and 10 (both 32-bit and 64-bit), minimal installations of the OS core omit the <code>ifconfig</code> command. This prevents collection of the IP address and MAC address in inventory. The root user can use the following command to restore this functionality: </div> <div> <pre>apt-get install net-tools -y</pre> </div> <hr/> <ul style="list-style-type: none"> Fedora Linux 26 (x86, 32-bit and 64-bit); 27-36 (x86 64-bit only) HP-UX 11i v3 (Itanium only), vPars/nPars macOS 10.9–13 <hr/> <div>  Note: To run on an Apple M1 </div>	<p>No prerequisites.</p> <hr/> <div>  Note: For Linux platforms, the FlexNet inventory agent supports all the Linux operating systems listed at left running on Intel (32-bit and 64-bit) architecture. In addition, the following little-endian OS releases (ppc64Le) are supported on POWER8 or newer POWER processors that support <code>glibc</code> version 2.17 or later: </div> <ul style="list-style-type: none"> CentOS 7.4 and later Debian 8 and later Fedora 21 and later Red Hat Enterprise Linux (RHEL) 7.4 and later SuSE 12 and later Ubuntu 14.04 and later. <p>POWER microprocessor support is restricted to little-endian builds (ppc64Le) only, and FlexNet inventory agent does not run on any distribution that is big-endian (ppc64). Distributions that do not have a ppc64Le build are not supported on POWER microprocessors, and these unsupported distributions include Amazon Linux, Oracle Linux, and Photon OS (however, these continue to be supported as listed on Intel architecture).</p>

Component	Operating System	Prerequisite Software
	<p><i>processor ("Apple silicon"), the FlexNet inventory agent requires that Rosetta 2 is installed and running. This is Apple's solution for transitioning most Intel-based applications to run on Apple silicon. There are two possible command formats for installing Rosetta 2:</i></p> <ul style="list-style-type: none"> ◦ <i>Interactive installation that asks for agreement to the Rosetta 2 license:</i> <pre> /usr/sbin/ softwareupdate --install-rosetta </pre> ◦ <i>Non-interactive installation:</i> <pre> /usr/sbin/ softwareupdate --install-rosetta --agree-to-license </pre> 	
	<ul style="list-style-type: none"> • OpenSUSE Leap 42.2, 42.3 (x86, 32-bit and 64-bit); 15-15.4 (x86 64-bit only) • Oracle Linux 6.0–6.10 (x86, 32-bit and 64-bit); 7.0-9.0 (x86 64-bit only) • Photon OS 3.0-4.0 • Red Hat Enterprise Linux (RHEL) 6.0-6.10 (x86, 32-bit and 64-bit); 7.0-8.6 and 9.0 (x86 64-bit only) • Solaris 10–11 (SPARC), Zones for versions 10–11 • Solaris 10–11.4 (x86), Zones for versions 10–11 	

Component	Operating System	Prerequisite Software
	<ul style="list-style-type: none"> SuSE Linux Enterprise Server 12 SP3, 12 SP4, 12 SP5, 15, 15 SP1, 15.2, 15.3, 15.4 (x86 64-bit only) Ubuntu 14–17.04 (x86, 32-bit and 64-bit); 17.10-22.04 LTS (x86 64-bit only) 	
Flexera Kubernetes inventory agent	<ul style="list-style-type: none"> Linux x86_64 Linux s390x 	<p>The following implementations of Kubernetes are supported on Linux x86_64:</p> <ul style="list-style-type: none"> Kubernetes 1.16-1.25 Amazon EKS Azure AKS kind (Kubernetes in Docker) Minikube OKD 4.x Red Hat OpenShift 4.x <p>The following implementations of Kubernetes are supported on Linux s390x:</p> <ul style="list-style-type: none"> Kubernetes 1.16-1.25 OKD 4.x Red Hat OpenShift 4.x

Component	Operating System	Prerequisite Software
FlexNet Beacon	<ul style="list-style-type: none"> Windows Server 2012, 2012 R2, 2016, 2019, 2022 Windows 8, 10, 11. 	<ul style="list-style-type: none"> .NET Framework versions 4.7.2–4.8 Any supported web browser. For Oracle Database inventory, Oracle OLE DB Provider (32-bit), version 10.2.0.3 or later. For connections to import data from DB2 databases, IBM OLE DB Provider (32-bit or 64-bit). Whether the driver is 32-bit or 64-bit is determined by the operating system, so that for 64-bit operating systems the 64-bit drivers are required. PowerShell 3.0+. For connection to AWS, you also require AWS Tools for PowerShell version 3.3.283.0 or later. For connection to Citrix Cloud, you will require any version of Citrix Remote PowerShell SDK. For connection to Microsoft Azure you will require PowerShell version 5.1 or later, with Microsoft Az module version 6.1.0 and Microsoft Azure Resource Graph module version 0.11 or later highly recommended. <hr/> <p> Tip: Earlier versions of the Azure module may still be used, but with reduced functionality:</p> <ul style="list-style-type: none"> ◦ The original Microsoft Azure Resource Manager module (version 6.8.1 or later) may still be used, provided you do not want to collect Azure Hybrid Benefit data or enjoy improved performance (and notice that this is approaching end-of-life) ◦ The newer Microsoft Az module (version 5.2.0 or later) is required to collect the Azure Hybrid Benefit data ◦ The recommended pair of Microsoft Az module (version 6.1.0 or later) and Microsoft Azure Resource Graph module (version 0.11 or later) are required for adding improved performance, especially for enterprises with large implementations within Azure. <ul style="list-style-type: none"> For connection to Microsoft Office 365 Online Service, the following are also required: <ul style="list-style-type: none"> ◦ 64-bit server operating system ◦ PowerShell 5.1 or later. <hr/>

Component	Operating System	Prerequisite Software
		 Note: There are additional prerequisites if you choose to use the Microsoft Office 365 (deprecated) connector, rather than the recommended Microsoft 365 connector. For those additional prerequisites, see this guide .
		<ul style="list-style-type: none"> For connection to Tanium Asset the following are also required: <ul style="list-style-type: none"> Tanium Server version 7.3.314.3668 PowerShell version 5.1 or later running on Windows Server 2012 or later, or Windows 7 SP1 or later.
FlexNet Manager for SAP Applications - Admin Module Transport	<ul style="list-style-type: none"> SAP Basis release from 7.0 to 7.53. 	The SAP GUI matching the SAP release must be installed.
FlexNet Manager for SAP Applications - Satellite Transport	<ul style="list-style-type: none"> SAP Basis release from 4.6C to 7.53. 	No prerequisites.


Network Requirements



Important: The presentation server for the web interface of FlexNet Manager Suite issues the HSTS header (HTTP Strict Transport Security), consistent with security best practice. The impacts are:

- Once the presentation server has been successfully accessed using the HTTPS protocol without any certificate errors, the client web browser enforces HTTPS for all future communication (for example, it automatically corrects any URL entered with the HTTP protocol). This also means that all security certificates must be kept up-to-date, because, in the event of a future certificate failure, no alternate access to the server is permitted.
- If you only use the HTTP protocol to access your presentation server, you can continue to do so without impact. A possible configuration, for example, may mean that your browsers use the HTTPS secure protocol to access your production server, but you may have a test server in a less exposed network where you allow browsers to stay with HTTP exclusively. Both environments will function normally with the HSTS header in place.

General Settings

Category	Requirement	Notes
Internet Protocol version	IPv4, IPv6 and dual-stack	<p>Remote execution (such as remote discovery and inventory collection) requires IPv4.</p> <p>Communication between FlexNet Manager Suite in the cloud and the top-level inventory beacon server(s) requires IPv4.</p> <p>Microsoft CAL device license calculations require IPv4 for CAL evidence collection and computer inventory.</p>
Library downloads	<ul style="list-style-type: none"> For the ARL: https://www.managesoft.com:443/support/Compliance/RecognitionAfter82.cab For the EOSL library: https://www.managesoft.com:443/support/Compliance/EOSL.cab For the SKU library: https://www.managesoft.com:443/support/Compliance/PURL.cab For the PURLs: https://update.managesoft.com:443/ProductUseRights, including access to any sub-directories of this that may be returned to your server in response to its initial request. 	<p>The application server (or in multi-server implementations, the batch server) requires access to the URLs shown for downloading regular updates of the data libraries to which your license entitles you. In addition, if that server is protected from the Internet by a proxy server, access to those same URLs must be authorized by the proxy server.</p>
Ports	Minimally, 80 (for HTTP) or 443 (for HTTPS) to access the central application server(s).	 Note: Other optional inventory sources may require additional ports. For further details, refer to the topic <i>Ports and URLs for inventory beacons</i> in the online help.

Category	Requirement	Notes
Transport Layer Security (TLS)	1.2	<p>TLS 1.2 is required for communication between the inventory beacon and the application server.</p> <p>Communication between the application server and the Flexera Analytics server (powered by Cognos) does not support TLS 1.2 in the standard configuration. Please refer to Knowledge Base article Flexera Analytics connection to SQL Server Fails When Server is Configured to use TLS 1.2</p>

Compatibility with Other Products

This section describes the compatibility of FlexNet Manager Suite 2022 R2 with other products at the time of release.

Installation on the Same Server


The following table lists the supported versions of components that can be installed on the same server as a FlexNet Manager Suite 2022 R2 application server.


Component	Version that can be installed on the same server as FlexNet Manager Suite 2022 R2
FlexNet inventory agent	2022 R2
FlexNet Beacon	2022 R2
Flexera Analytics	2022 R2




Integration with Other Products


FlexNet Manager Suite integrates with the following products and components. Support for third-party products is based on the original software vendors' publicly stated support dates. If an environment is no longer supported by the original software producer, Flexera will provide "as is" support, meaning troubleshooting issues, without committing to any defect fixes or enhancements. This table details the currently supported versions:

Product/Component	Versions supported for imports
App Portal (before renaming)	2013 R2–2015 R2 SP5
App Portal / App Broker (after renaming)	2016 R1–2019 R1
Flexera Normalize (Data Platform)	5.0-5.5

Product/Component	Versions supported for imports
BMC Atrium	BMC Atrium CMDB version 8.1 through 20.02 (together with Atrium Integrator version 8.1 through 9.1.10). The BMC Atrium server must run a Microsoft Windows operating system.
BMC BladeLogic Client Automation (previously Marimba)	8.2
BMC Discovery (previously ADDM)	9.0, 10.0–10.2 (ADDM), 11.0–22.2
BMC Remedy ITSM	7.6.04 SP4–9.1
Citrix Virtual Apps server (previously XenApp server)	6.0, 6.5, 7.5–7.9, 7.11–7.17 (XenApp), 7.1808–7.2206 (Citrix Virtual Apps)
Citrix Virtual Desktops (previously Citrix XenDesktop)	5.6, 6.0, 6.5, 7.5–7.9, 7.11–7.17 (XenDesktop), 7.1808–7.2206 (Virtual Desktops)
CyberArk	9.8, 11.7, 12
Docker	1.13, 17.03–19.03 (64-bit Linux, 64-bit Windows Server 2016 onwards)
EdgeSight for Citrix Virtual Apps (previously XenApp EdgeSight)	5.4, 7.6, 7.14–7.16 (requires a Platinum license), 7.17 (XenApp), 7.1808–7.2206 (Citrix Virtual Apps)
FlexNet Manager for Engineering Applications	15.5, 2016 R1–2019 R2
HP Discovery and Dependency Mapping Inventory (DDMI)	9.3
HPE Universal Discovery (HP-UD)	10.10, 10.11, 10.33–11.5, 2020.05, 2020.08, 2020.11, 2021.05, 2021.11
HCL BigFix platform (previously Tivoli Endpoint Manager and IBM BigFix) on Microsoft SQL Server	8.2–10.0.4.32
	 Tip: Do not confuse the individual BigFix products. HCL BigFix platform (or Platform, often referred to as simply "BigFix") and HCL BigFix Inventory are quite distinct. You may import inventory from HCL BigFix Platform if this is your only BigFix product. However, if you also have HCL BigFix Inventory, you normally need import inventory only from HCL BigFix Inventory (see below). (HCL acquired the BigFix family from IBM in December 2018.)



Product/Component	Versions supported for imports
IBM License Metric Tool (ILMT) or HCL BigFix Inventory on IBM DB2	<ul style="list-style-type: none"> HCL BigFix Inventory on IBM DB2: <ul style="list-style-type: none"> Was previously known as IBM Software Usage Analysis (SUA), and SUA is supported (on IBM DB2) for versions 9.0, 9.1 Rebranded from version 9.2.1, IBM BigFix Inventory on IBM DB2 is supported for versions 9.2.5–9.2.28 Acquired from IBM by HCL in December 2018. IBM License Metric Tool (ILMT) on IBM DB2 is supported for versions 9.2.5–9.2.28.
IBM License Metric Tool (ILMT) or HCL BigFix Inventory on Microsoft SQL Server	<ul style="list-style-type: none"> BigFix Inventory on Microsoft SQL Server: (IBM) 9.2.5–9.2.28, (HCL) 10.0.0-10.0.9 IBM License Metric Tool (ILMT) on Microsoft SQL Server: 9.2.5–9.2.28.
IBM Passport Advantage	as of November 2014
Linux KVM	<p>Supported on:</p> <ul style="list-style-type: none"> CentOS 6-7.5 (x86, 32-bit and 64-bit); 7.6-8.5 (x86 64-bit only) Oracle Linux 6.0–6.10 (x86, 32-bit and 64-bit); 7.0-9.0 (x86 64-bit only) Red Hat Enterprise Linux (RHEL) 6.0-6.10 (x86, 32-bit and 64-bit); 7.0-8.6 and 9.0 (x86 64-bit only) SuSE Linux Enterprise Server 12 SP3, 12 SP4, 12 SP5, 15, 15 SP1, 15.2, 15.3, 15.4 (x86 64-bit only) <p> Note: Linux KVM requires FlexNet Beacon 2019 R2 (14.0) or later.</p>
Microsoft App-V Integration Server	4.6, 5.0, 5.1.85–5.1.134
Microsoft Endpoint Configuration Manager (previously Microsoft SCCM or SMS)	2007, 2012, 2012 R2, 1511-1906, 1910, 2002, 2006, 2010, 2103, 2107, 2111, 2203, 2207
Microsoft Exchange ActiveSync	2010-2013

Product/Component	Versions supported for imports
Microsoft Hyper-V	<p>Running on:</p> <ul style="list-style-type: none"> Windows Server 2008 x64 Windows Server 2008 x64 Server Core Windows Server 2008 R2 x64 Windows Server 2008 R2 x64 Server Core Windows Server 2012 Windows Server 2012 R2 Windows Server 2016 Windows Server 2019 Windows Server 2022.
Oracle Database	<p>8i, 9i, 10g, 11g, 11g Release 2, 12c, 18c, 19c, 21c</p> <hr/> <p> Note:</p> <ul style="list-style-type: none"> 8i — requires a direct inventory beacon connection 9i — requires a named account on Windows or a direct inventory beacon connection 12c — the Oracle Multitenant option is not supported using a local agent.
Oracle Enterprise Manager	12.1–13.5
Oracle VM Server for x86	3.2–3.4.7
ServiceNow	<p>For information on supported versions, go to the ServiceNow Store and search for 'Flexera'.</p> <hr/> <p> Note: ServiceNow has deprecated older versions of Transport Layer Security (TLS). Requires version 1.2.</p>
Symantec IT Management Suite (formerly Altiris)	6.5, 7.1, 7.5
Tanium Asset	<p>1.8.0.0075 - 1.18.208</p> <hr/> <p> Note: Requires the Tanium adapter shipped with FlexNet Manager Suite 2020 R1.1 or later</p>

Product/Component	Versions supported for imports
Tanium Server	7.3.314.3668
VMware vSphere/vCenter/ESXi	5.0–6.7 u3b, 7
	 Note: Remote inventory is not possible on the free license versions of ESXi.
Workflow Manager	2014–2016

Inventory Components

The following table lists the versions of the FlexNet Beacon and FlexNet inventory agent that can be managed by FlexNet Manager Suite 2022 R2.

Component	Compatible versions
FlexNet inventory agent (Windows)	8.5–9.2, 2014–2022 R2
FlexNet inventory agent (Linux)	 Note: Earlier versions are compatible in that they receive default policy and collect inventory on schedule. They cannot support more recent agent functionality, such as: <ul style="list-style-type: none"> Internet Protocol version 6 (IPv6) Control of usage tracking through UI settings (rather than .ini files and registry controls), from 2014 (R1) Settings targeted by IP addresses, from 2014 (R1) CAL inventory, from 2016 R1.
FlexNet inventory agent (Solaris)	
FlexNet inventory agent (Mac OS X)	
FlexNet inventory agent (AIX)	
FlexNet inventory agent (HP-UX)	
Citrix XenApp server agent	2014 R3–2022 R2
FlexNet Beacon	2017 R2–2022 R2
	 Tip: Older inventory beacons continue to function with this release, but Flexera strongly recommends that you update to at least the range shown. <ul style="list-style-type: none"> AWS EC2 connector requires FlexNet Beacon 2018 R2 (13.1.0) or later Citrix XenApp inventory requires FlexNet Beacon 2014 R2 or later Linux KVM requires FlexNet Beacon 2019 R2 (14.0) or later Tanium Connector requires FlexNet Beacon 2019 R2 (14.0) or later

2

Installation and Upgrade Advice

If you are upgrading your on-premises implementation from a release earlier than FlexNet Manager Suite version 2022 R1, make sure your application, inventory and batch servers as well as your beacon servers are up-to-date with the latest Windows updates as FlexNet Manager Suite version 2022 R1 contains changes that are signed with updated signing certificates.

If you are upgrading your on-premises implementation from FlexNet Manager Suite version 2017 R1 or later, you may follow normal upgrade procedures (using the *Upgrading* document from the list below).

If you are upgrading from any earlier release (2014–2016 R2), you should be sure to upgrade *all* components:

- Your application server(s) (naturally only for on-premises implementations, using the normal upgrade processes)
- All forms of FlexNet inventory tools, including the full FlexNet inventory agent, the lightweight FlexNet Inventory Scanner, and FlexNet core inventory components, wherever you may have installed them
- FlexNet Beacon installed on all your inventory beacons.

This strong recommendation follows from the ongoing security improvements touching all these components that were released from version 2017 R1 and later versions.

There are three documents for On-Premises customers that provide instructions for installing and upgrading to the current release of FlexNet Manager Suite.

- *Installing FlexNet Manager Suite 2022 R2 On-Premises*. This includes the option of installing Flexera Analytics.
- *Installing FlexNet Manager Suite 2022 R2 for a Managed Service*.
- *Upgrading FlexNet Manager Suite from 2014 Rx to 2022 R2 On-Premises*. This is designed for upgrades from FlexNet Manager Suite, version 2014 or later.

These are contained in the **Installation Documentation for FlexNet Manager Suite** archive that is available from the [Product and License Center](#) and the [Customer Community Documentation](#) site. They are also available in the online help for on-premises implementations.

3

Documentation

Documentation for FlexNet Manager Suite 2022 R2 is provided as online help. From the web user interface, click the question mark icon to launch the help. Additional documents are available from the title page of the online help. Note that both the online help and additional documents are customized for their different contexts, so that appropriate differences exist between the on-premises and cloud versions of all documentation. You can also access the online help and additional documents through <https://docs.flexera.com/>.

Documentation Component	Language
Online help	English
	German
	French — for FlexNet Manager for SAP Applications functionality.
Additional PDF documents	English
	German — for FlexNet Manager for SAP Applications user and installation guides.
SLO Practice Guide	English
	French
	Available in the Flexera Learning Center: https://learn.flexera.com/ .

For installation and upgrade documentation, please refer to the section in this document called [Installation and Upgrade Advice](#).

4

More Information

Item	Description
Flexera Community	The Community includes the Flexera Knowledge Base, FlexNet Manager Blog as well as providing product downloads. https://community.flexera.com
Product Documentation	The latest release of FlexNet Manager Suite documentation is available from the Flexera documentation website. https://docs.flexera.com
Flexera System Status Dashboard	Displays the current availability information for Flexera's cloud products. https://status.flexera.com
Flexera website	Information about Flexera. https://www.flexera.com https://www.revenera.com - for Software and IoT companies
Flexera Learning Center	Location for courses and best practice guides for FlexNet Manager Suite (and other Flexera products). <i>Requires a login for the Flexera Community.</i> https://learn.flexera.com/